


# Beretta Double Action Pistols

By ROBERT N. SEARS  
Associate Technical Editor  
THE AMERICAN RIFLEMAN



## Beretta Model 92 Pistol



Rotating latch (arrow) to vertical position allows slide assembly to be pulled forward off frame. Recoil spring, then barrel and locking block, are removed from slide.

**B**ERETTA'S latest 9 mm pistol is a double action, recoil-operated auto-loader with a 15-round magazine. Called the Model 92, the new pistol is manufactured by Pietro Beretta S.p.A., Gardone Valtrompia (Brescia) Italy and distributed in the U.S. by Beretta Arms Co., Inc. of Ridgefield, Conn. The right side of the slide is marked with the name of the primary importer, Berben Corporation of New York. The left side is marked with the manufacturer's name and Cal. 9 Parabellum. This is the European designation for the 9 mm Luger cartridge.

The Mod. 92 was developed from the single action Beretta of 1951 which has an 8-round single column magazine. The pivoting locking block common to both resembles that of the Walther P38 pistol. The 1951 model Beretta is the standard pistol of the Italian Armed Forces and has been used by the armies of Israel, Egypt and Nigeria. It has been sold commercially as the Beretta Mod. 951 and "Brigadier".

The double-action trigger of the Model 92 cocks the lowered hammer and fires the chambered round. The long double-action pull cocks the hammer by means of a connecting bar which operates along the right outside of the frame. Subsequent rounds fed from the magazine are fired in the normal single action mode.

Of course, the hammer may be cocked by hand to fire the chambered round single action. And a round chambered by operating the slide automatically leaves the hammer cocked for single action fire.

When the first round is fired, recoil drives the slide rearward. For the first .34" of travel, the barrel and slide are locked together by the locking block. The locking block is then pivoted downward out of engagement with the slide, and the barrel stops against the frame. The slide continues rearward for a total distance of 1.95". This cocks the hammer, ejects the fired case, and compresses the recoil spring. As the slide is driven forward by the recoil spring, it strips the next round from the magazine and feeds it into the chamber. The locking block rises to lock the barrel to the slide again, and the trigger disconnect is engaged for the next shot.

After the last round in the magazine is fired, the magazine follower raises the slide stop to hold the action open. The double column magazine has a hole in its lower rear wall which exposes the base of the last cartridge in the fully loaded 15-round magazine. It does not permit counting the cartridges in a magazine less than fully loaded.

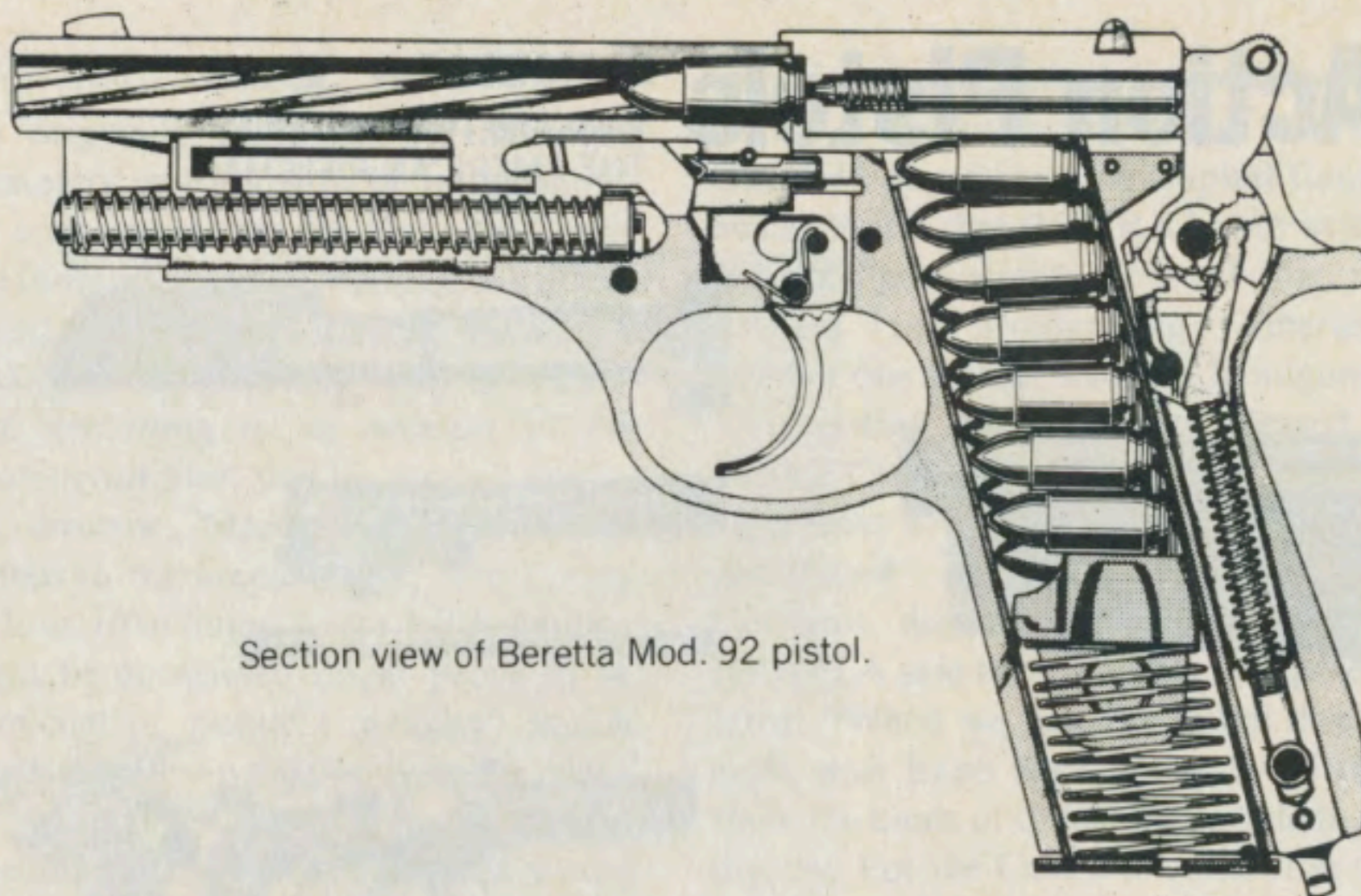
There is no magazine safety, but visible indication of a loaded chamber is pro-

vided by the extractor which is pivoted outward slightly by the cartridge. The thumb safety at the left side of the frame prevents the hammer from falling if it is cocked, and prevents its being cocked if it is not. It also locks the slide. The hammer has a half cock notch which does not prevent the pistol from being fired double-action. The firing pin is inertia operated and does not touch the primer of a chambered round when the hammer is lowered to rest against the slide.


Field stripping requires no tools. First, remove the magazine by pressing the release button at the lower rear of the left grip. Operate the slide to make sure the chamber is empty. While holding the pistol in the right hand, press inward on the disassembling latch button with the left forefinger and rotate the latch 90° clockwise with the left thumb. The slide and barrel group may then be pulled forward off the frame.

Compressing the recoil spring slightly allows the spring and its guide to be removed from their position under the barrel. Pressing inward on the plunger which extends from the rear of the locking block allows the barrel with locking block attached to be lifted out of the slide. Further disassembly is not recommended, except if performed by a gunsmith. The locking block is held





Section view of Beretta Mod. 92 pistol.



Double column magazine makes 9 mm Beretta Mod. 92 grip considerably wider than grip of .45 ACP Model 1911 at right.

captive to the barrel by its plunger. Firing the pistol without the locking block in place would present a serious hazard to the user by allowing the slide to separate from the barrel while chamber pressure is still high.


Reassembly is done in reverse order. The barrel and locking block, then the recoil spring and guide are replaced in the slide. When the slide assembly is returned to battery position on the frame, the disassembling latch may be rotated counter-clockwise to the horizontal position, which completes assembly.

Workmanship of the sample pistol was good. There was very little looseness between the slide and the frame. Exposed metal surfaces were well polished except for the upper forestrap, which showed extensive milling cutter marks on each side of the trigger guard. The aluminum frame is black anodized, and most steel parts are black oxidized. The grips are black plastic, leaving the end of the recoil spring guide which protrudes from the front of the slide the only shiny component on the assembled pistol.


Over 250 rounds of factory ammunition were fired in the sample Model 92. There were no malfunctions. Four types were fired for accuracy from sandbag rest. The results summarized below represent the extreme spreads of five consecutive five-shot groups at 25 yds.

Cartridge	Smallest	Largest	Avg.
Winchester 115-gr. FMJ RN	2.80"	4.41"	3.61"
Remington 124-gr. FMJ RN	1.70"	4.96"	3.68"
Smith & Wesson 115-gr. FMJ SWC	2.36"	4.58"	3.97"
Federal 115-gr. JHP	1.35"	4.32"	2.84"

Average extreme spread of the 20 groups, as measured between centers of the two shot holes farthest apart in each group, was 3.53".



(Left) Locking block pivoted downward to unlocked position. (Above) Movement of locking block in slide is visible each side of barrel.



The center of impact averaged .96" to the left and 5.38" above point of aim. At 50 yds., it was nearly twice that high. The front sight is machined integral with the slide. No elevation adjustment is provided, but the rear sight may be driven right and left in its dovetail to adjust windage.

Consistent grouping when the pistol was fired single action from an unsupported position was found to be difficult because of the rather creepy trigger pull. When fired double action, target results were even more irregular. However, the double action option does allow the first shot to be fired very quickly and also makes a quick second or third strike on a primer which has misfired.

The aluminum alloy frame keeps unloaded weight of the Model 92 Beretta down to 34 ozs. But the double column 15-round magazine makes it a rather bulky pistol. Length and height are comparable to the Model 1911 U.S. service pistol using the .45 ACP cartridge, with the width across the Beretta's grips greater by more than 1/8".

The double-action capability and large capacity magazine of the Beretta Model 92 are features considered particularly valuable in military and police handguns. Its functional reliability has universal application.

#### Specifications

#### Beretta Mod. 92 Pistol

**Mechanism Type:** Double-action, locked breech, recoil-operated autoloader  
**Caliber:** 9 mm Luger  
**Weight:** 34 ozs.  
**Barrel Length:** 4.92" (125 mm)  
**Over-All Length:** 8.54" (217 mm)  
**Magazine Capacity:** 15 rounds  
**Sights:** Fixed front blade; square notch rear  
**Sight Radius:** 6.18" (157 mm)  
**Rifling:** Six grooves; R.H. 250 mm (9.84") Twist  
**Price:** \$365; Walnut grips \$27.50 extra